

**Corrigenda ad SCHILLHAMMER 2000 –
A new name and corrected illustration plates
(Insecta: Coleoptera: Staphylinidae)**

H. Schillhammer*

Abstract

A new name, *Gabrius parallelicollis* nom.n., is proposed for *G. linearis* SCHILLHAMMER, 2000 (nec CASEY, 1915). Corrected versions of three faulty illustration plates from SCHILLHAMMER 2000 are provided.

Zusammenfassung

Gabrius linearis SCHILLHAMMER, 2000 (nec CASEY, 1915) wird in *G. parallelicollis* nom.n. umbenannt. Drei fehlerhafte Abbildungstafeln aus SCHILLHAMMER 2000 werden in korrigierter Form wiedergegeben.

Key words: Insecta, Coleoptera, Staphylinidae, Staphylininae, Staphylinini, Philonthina, *Gabrius*, new name, illustration plates, corrigenda.

***Gabrius parallelicollis* nom.n.**

Gabrius linearis SCHILLHAMMER, 2000: 138 (nec CASEY 1915).

In my recent *Gabrius* paper (SCHILLHAMMER 2000), I described a new species (*Gabrius linearis*) from the Philippines, but overlooked that this name was preoccupied by *G. linearis* CASEY, 1915 (now a synonym of *G. shulli* HATCH, 1957). I therefore propose to replace *G. linearis* SCHILLHAMMER, 2000 by *G. parallelicollis* nom.n.

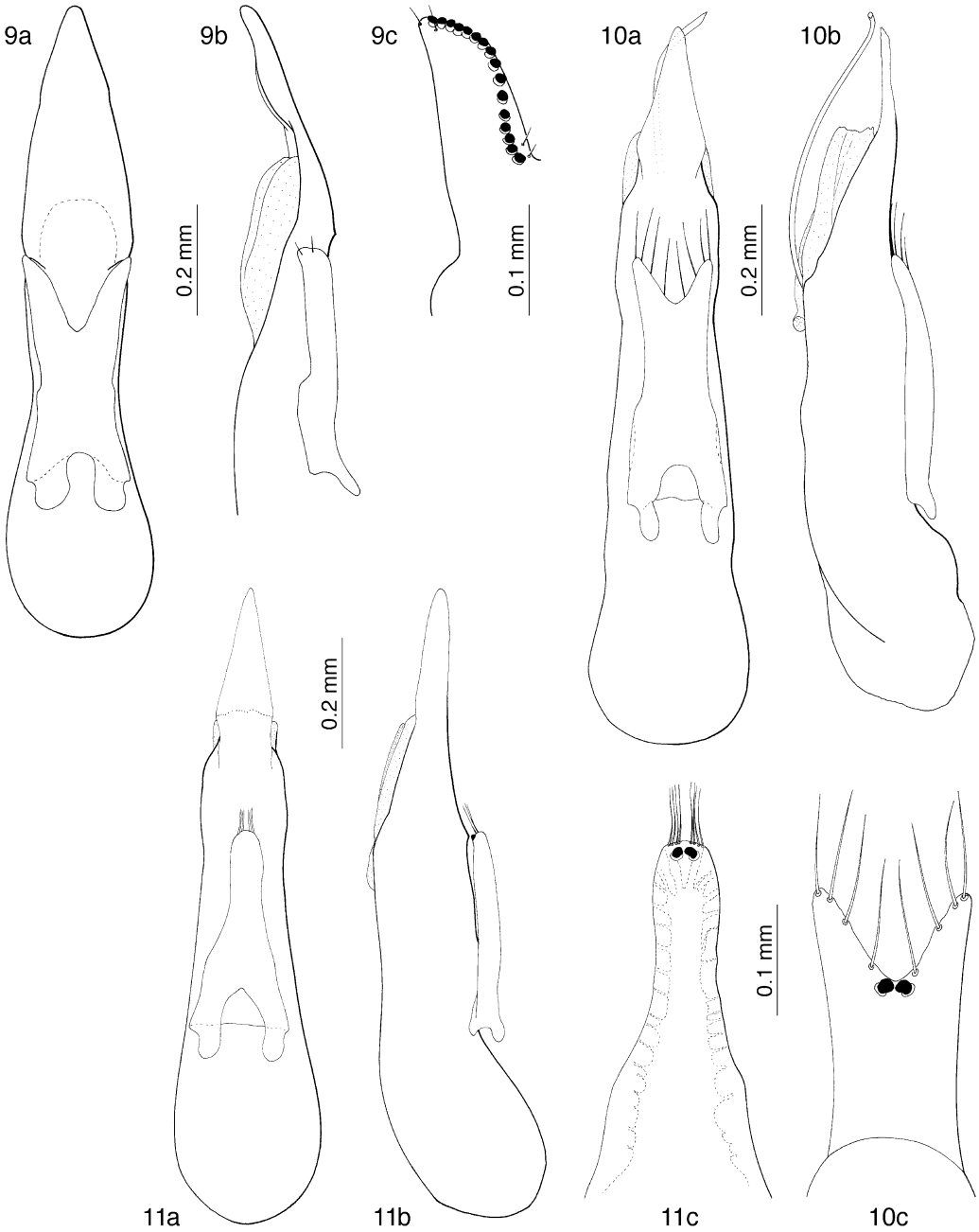
Illustration plates

Additionally, I detected several severe mistakes in the illustration plates which I had overlooked when reviewing the proofs: pp. 131, 140, 141. Since the mistakes are simply too numerous and too intricate to just mention them, I have decided to provide corrected versions of the respective plates.

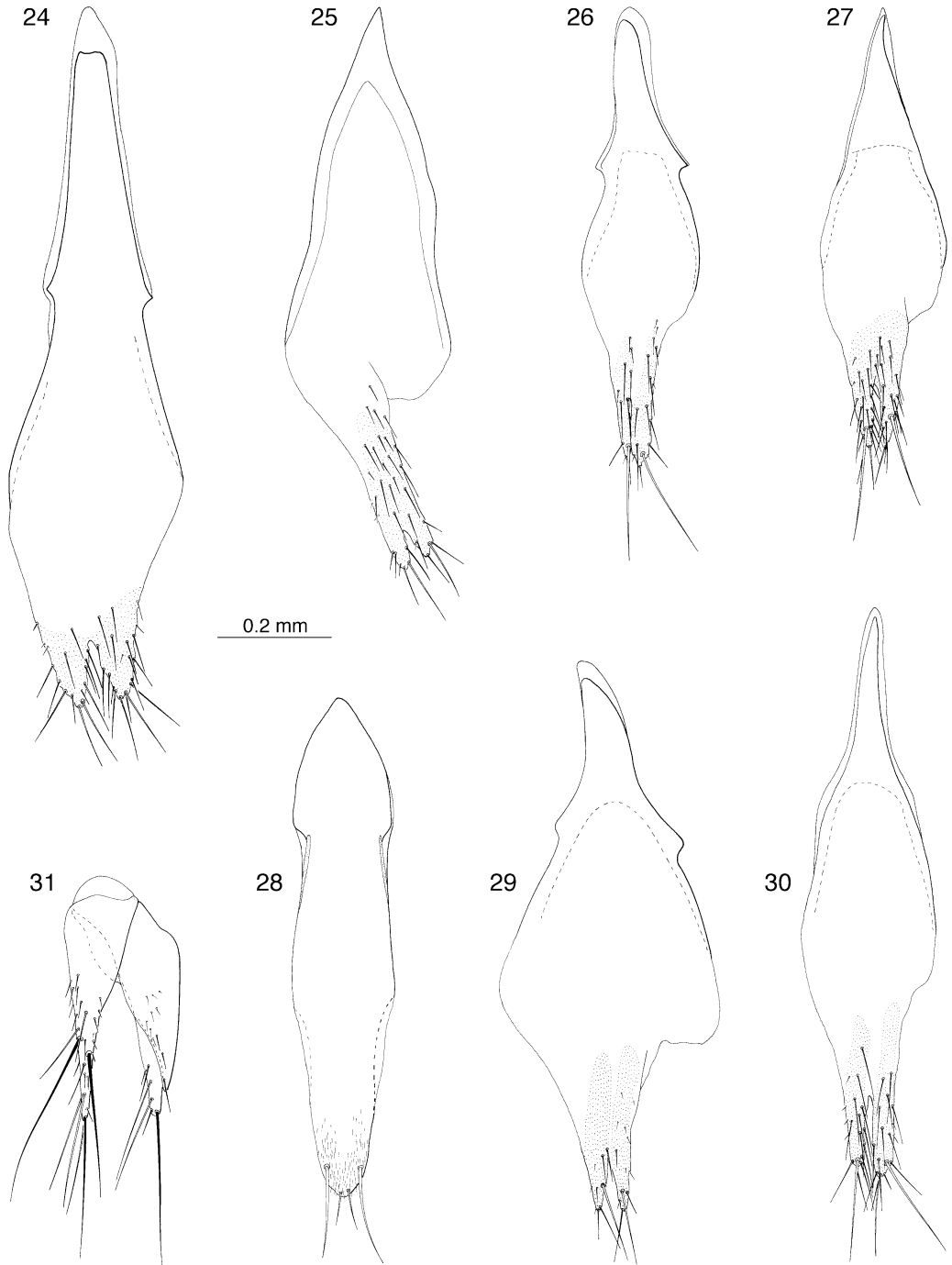
Reference

SCHILLHAMMER H., 2000: New species and records of Oriental and East Palaearctic *Gabrius* Stephens, 1829 (Insecta: Coleoptera: Staphylinidae). – Annalen des Naturhistorischen Museums Wien, 102 B: 117-142.

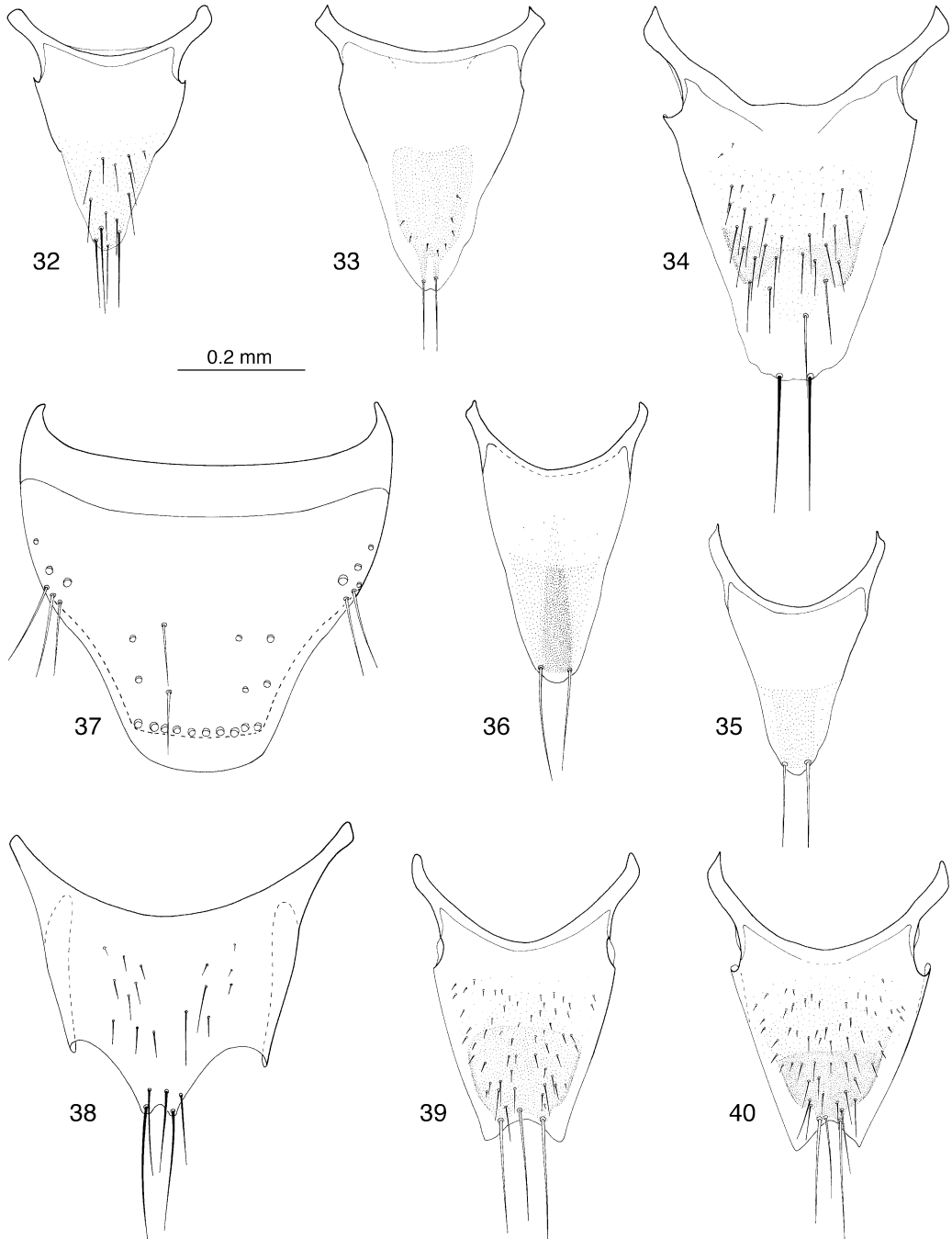
* Dr. Harald SCHILLHAMMER, Naturhistorisches Museum, Zweite Zoologische Abteilung, Burgring 7, A – 1014 Wien, Austria. - Email: heinrich.schoenmann@nhm-wien.ac.at.



Figs. 9 - 11 (SCHILLHAMMER 2000, p. 131): Aedeagus of 9) *Gabrius haptusui*, 10) *G. fissiceps*, 11) *G. trossuloides*. - a) ventral view, b) lateral view, c) paramere.



Figs. 24 - 31 (SCHILLHAMMER 2000, p. 140): 24 - 30) male sternite IX of 24) *Gabrius schmidti*, 25) *G. hirthei*, 26) *G. malickyi*, 27) *G. haptui*, 28) *G. fissiceps*, 29) *G. linauensis*, 30) *G. linearis*; 31) stylus of tergite IX and gonocoxites of female genital segment of *G. trossuloides*.



Figs. 32 - 40 (SCHILLHAMMER 2000, p. 141): 32 - 36) female tergite X of 32) *Gabrius hartmanni*, 33) *G. haptui*, 34) *G. schmidti*, 35) *G. trossuloides*, 36) *G. fissiceps*; 37) male sternite VIII of *G. fissiceps*; 38) male tergite X of *G. apomontis*; 39 - 40) female tergite X of 39) *G. apomontis*, 40) *G. linearis*.